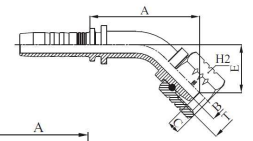


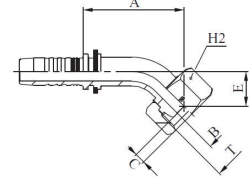
M21342

HEMBRA MÉTRICA CODO 45° ASIENTO UNIVERSAL DIN 20078/3868 (TUERCA CON PASADOR)



M21343

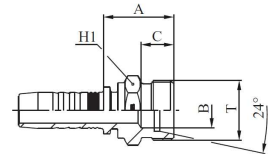
HEMBRA MÉTRICA ASIENTO UNIVERSAL DIN 20078/3868 (TUERCA LIBRE)



REF.	DIÁMETROS DE MANGUERA			ROSCAS T	TUBO mm	DIMENSIONES				
	DN	Pulgadas	Tamaño			B	A	C	E	H2
M21343-04-14	6	1/4"	- 04	M 14x1,5	8	4,0	36,5	3,8	15,0	17
M21343-04-16	6	1/4"	- 04	M 16x1,5	10	4,0	36,5	4,0	15,0	19
M21342-05-14	8	5/16"	- 05	M 14x1,5	8	4,0	40,0	3,9	19,5	17
M21343-05-16	8	5/16"	- 05	M 16x1,5	10	5,5	39,0	4,0	15,0	19
M21342-06-16	10	3/8"	- 06	M 16x1,5	10	4,0	46,0	5,0	20,0	19
M21343-06-18	10	3/8"	- 06	M 18x1,5	12	7,0	42,0	4,0	15,5	22
M21343-06-22	10	3/8"	- 06	M 22x1,5	15	7,0	42,5	5,2	15,5	27
M21343-08-22	12	1/2"	- 08	M 22x1,5	15	9,3	49,5	5,2	17,0	27
M21343-10-26	16	5/8"	- 10	M 26x1,5	18	12,5	60,0	5,5	24,0	32

M11110

MACHO MÉTRICO ASIENTO 24° SERIE LIGERA DIN 20066 / ISO 12151-2



REF.	DIÁMETROS DE MANGUERA			ROSCAS T	TUBO mm	DIMENSIONES			
	DN	Pulgadas	Tamaño			B	A	C	H1
M11110-03-12	5	3/16"	- 03	M 12x1,5	6	3,0	21,0	10,0	14
M11110-04-12	6	1/4"	- 04	M 12x1,5	6	4,0	21,5	10,0	14
M11110-04-14	6	1/4"	- 04	M 14x1,5	8	4,0	21,5	10,0	14
M11110-04-16	6	1/4"	- 04	M 16x1,5	10	7,0	23,5	11,0	17
M11110-04-18	6	1/4"	- 04	M 18x1,5	12	9,0	23,5	11,0	19
M11110-05-16	8	5/16"	- 05	M 16x1,5	10	7,0	24,0	11,0	17
M11110-05-18	8	5/16"	- 05	M 18x1,5	12	9,0	24,0	11,0	19
M11110-06-16	10	3/8"	- 06	M 16x1,5	10	7,0	24,1	11,0	17
M11110-06-18	10	3/8"	- 06	M 18x1,5	12	9,0	24,6	11,0	19
M11110-06-22	10	3/8"	- 06	M 22x1,5	15	10,0	25,6	12,0	22
M11110-06-26	10	3/8"	- 06	M 26x1,5	18	12,5	26,5	12,0	27
M11110-08-16	12	1/2"	- 08	M 16x1,5	10	7,0	24,5	11,0	22
M11110-08-18	12	1/2"	- 08	M 18x1,5	12	9,3	24,5	11,0	22
M11110-08-22	12	1/2"	- 08	M 22x1,5	15	10,0	25,6	12,0	22
M11110-08-26	12	1/2"	- 08	M 26x1,5	18	12,5	26,4	12,0	27
M11110-10-22	16	5/8"	- 10	M 22x1,5	15	10,0	25,5	12,0	22
M11110-10-26	16	5/8"	- 10	M 26x1,5	18	12,5	26,7	12,0	27
M11110-10-30	16	5/8"	- 10	M 30x2	22	15,0	28,5	14,0	30
M11110-12-26	19	3/4"	- 12	M 26x1,5	18	15,0	28,5	12,0	27
M11110-12-30	19	3/4"	- 12	M 30x2	22	15,0	30,0	14,0	30
M11110-12-36	19	3/4"	- 12	M 36x2	28	19,8	31,2	14,0	36
M11110-16-36	25	1"	- 16	M 36x2	28	20,0	32,3	14,0	36
M11110-20-45	31	1.1/4"	- 20	M 45x2	35	26,0	40,5	16,0	46
M11110-24-52	38	1.1/2"	- 24	M 52x2	42	32,0	42,6	16,0	55